PEABODY AUDITORIUM
EST — Daytona Beach — 1919

TECHNICAL INFORMATION PACKAGE

Owned & Operated By: world famous DB DAYTONA BEACH

TABLE OF CONTENTS

	PAGE
Staff Directory	03
Theatre Seating Information	04
Theatre Stage Information	05
Facility Floor Plans	06-
Full Facility Floor Plan	**06**
Dressing Room Floor Plans & Measurements	**07-09**
Dressing Room Photos	**10-11**
Atlantic Room Floor Plan	**12**
Atlantic Room Photos	**13**
Rose Room Floor Plan	**14**
Rose Room Photos	**15**
Lobby Floor Plan	**16**
Lobby Photos	**17**
General Measurements & Information	18
Loading Dock Photos	**19**
Lighting System & Inventory	20-21
House Lighting Plot	22
Sound System & Audio Inventory	23-24
Microphone Inventory	25
Production Communication	26
Auditorium Line Set Schedule	27-28
Miscellaneous House Inventory	29
Projector	**30**
Rigging Points & Information	31
Event Marketing	32
Venue Specific Advertising Information	**32**

PEABODY AUDITORIUM STAFF AND GENERAL INFORMATION

PEABODY AUDITORIUM STAFF

Entertainment Venues Manager	**CJ Walls**	wallscharles@daytonabeach.gov
Booking Manager	Chad Smith	smithchad@daytonabeach.gov
Communications & Marketing	**Emilie Smart**	smartemilie@daytonabeach.gov
Box Office Manager	**Ashley Walker**	walkerashley@daytonabeach.gov
Box Office Assistant	**Paige Crisp**	Crisppaige@daytonabeach.gov
Programming & Logistics Supervisor	**Kelsey Greene**	greenekelsey@daytonabeach.gov
Food & Beverage Assistant	**Terri Montgomery**	montgomeryterri@ daytonabeach.gov
Security	**BTB Security Services**	
Cleaning	**Master Cleaning**	

GENERAL INFORMATION

Administrative Offices	386-671-3460 PeabodyAuditorium@daytonabeach.gov
Ticket Office	386-671-3462 PeabodyBoxOffice@daytonabeach.gov



SEATING CAPACITIES

Orchestra Level: 1,481
PIT (on select performances): 18
Loge: 524
Second Balcony: 506
Total Seats: 2,529 (including fully obstructed seats)

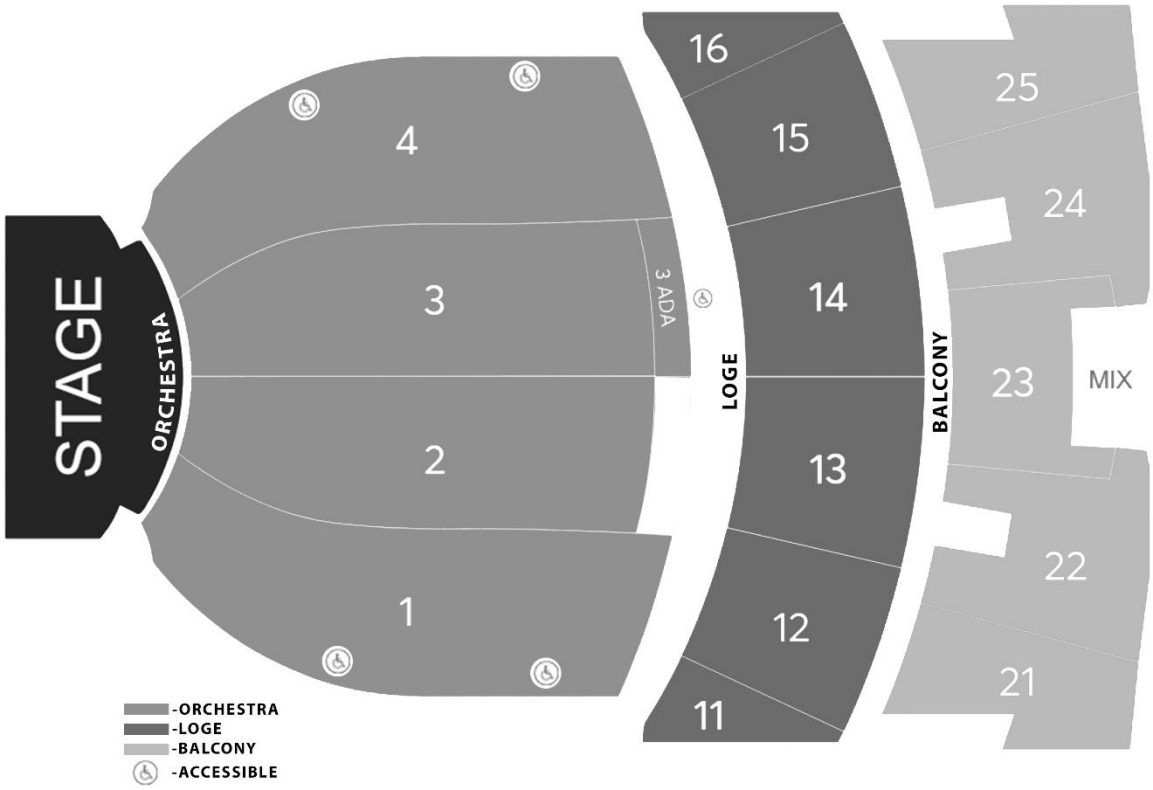

STAGE INFORMATION

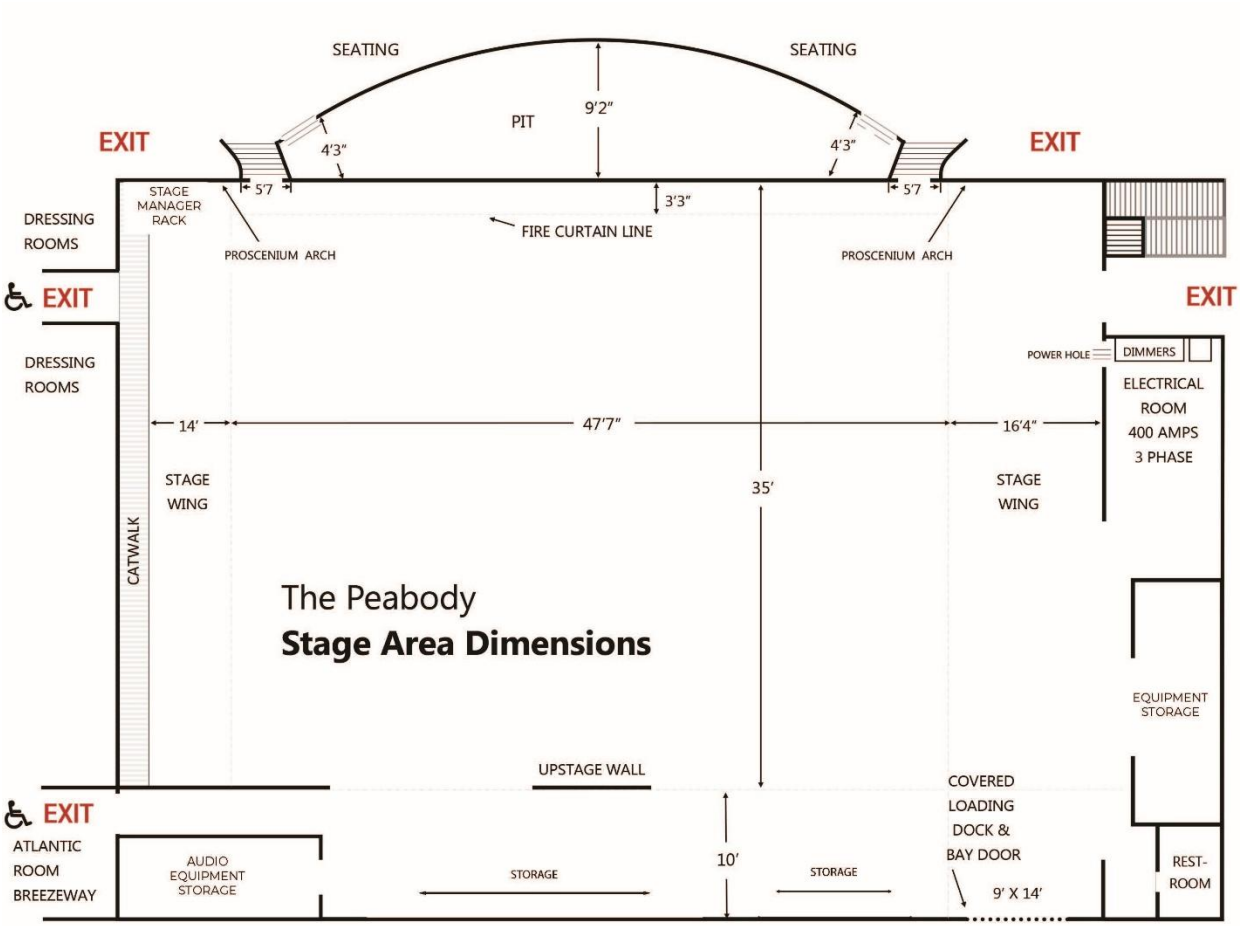

[Download Peabody Stage Area Dimensions]

FULL FACILITY FLOOR PLAN

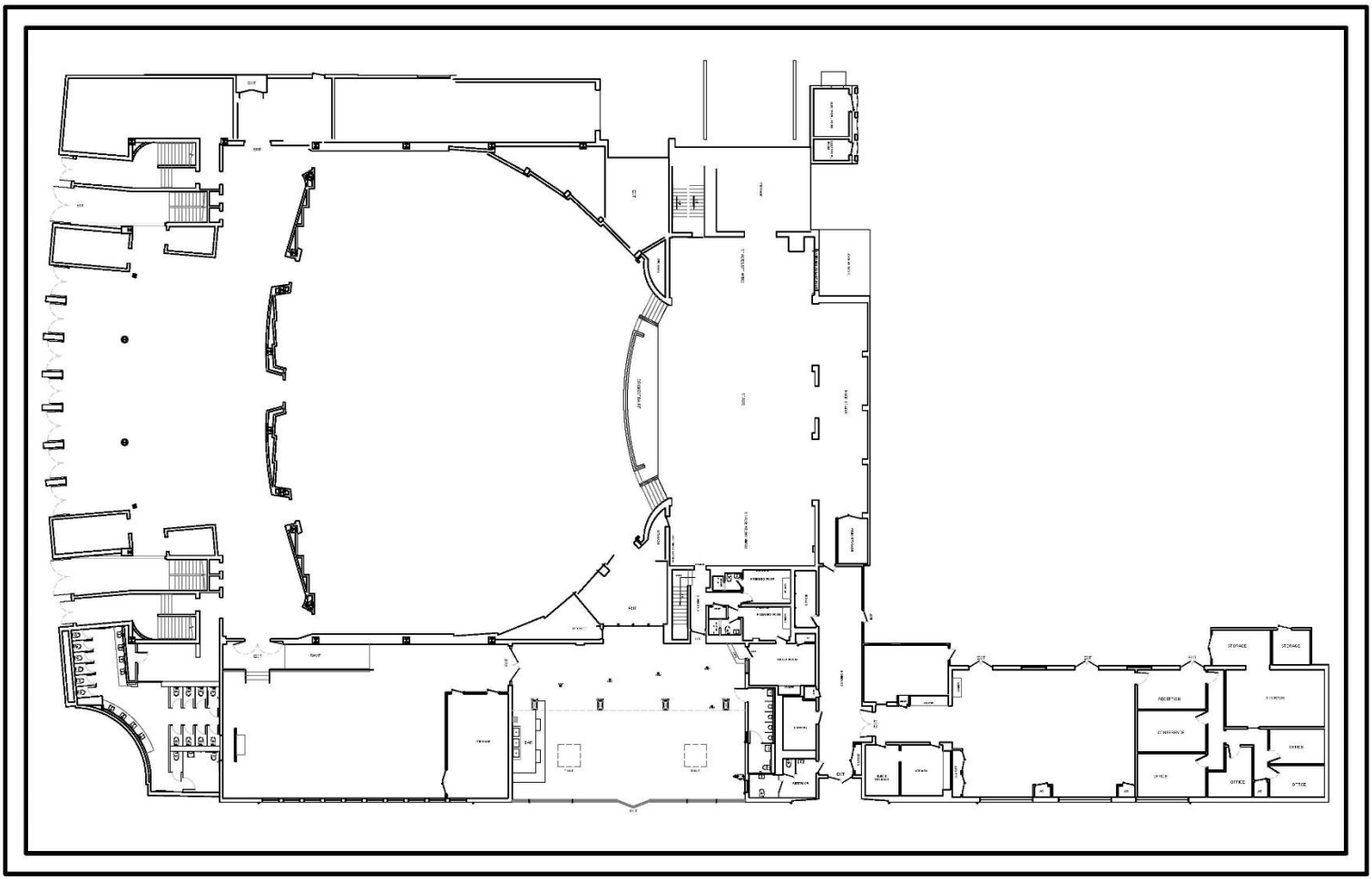

[Download Peabody Auditorium Full Facility Floor Plan]

DRESSING ROOMS FLOOR PLANS & MEASUREMENTS

The Peabody Auditorium has 2 dressing rooms and a Green Room on the first floor of the venue along with 5 unisex dressing rooms on the second floor.

The entire building has a secured wireless internet connection for client use only. The password will be made available to you upon your arrival.

FIRST FLOOR/STAGE LEVEL				
ROOM	**SIZE**	**BATHROOM**	**SHOWER**	**INTERNET ACCESS**
Dressing Room #1 (Handicap Accessible)	**8’ W x 12’ D**	Yes	Yes	Yes
Dressing Room #2	**8’ W x 12’ D**	Yes	Yes	Yes
Green Room (Handicap Accessible)	**10’6” W x 16’ D**	No	No	Yes

* The Green Room connects with dressing room #2 and contains a 32-inch cable tv, telephone, Bluetooth speakers, Hardline Internet connection, a Keurig, mini microwave, and mini fridge.

*Restrooms in the downstairs dressing rooms have one toilet and one shower.

SECOND FLOOR				
ROOM	**SIZE**	**BATHROOM**	**SHOWER**	**INTERNET ACCESS**
Dressing Room #3	**20’ W x 22’ D**	No	No	Yes
Dressing Room #4	**16’6” W x 30’ D**	Yes	Yes	Yes
Dressing Room #5	**16’6” W x 30’ D**	Yes	Yes	Yes
Dressing Room #6	**8’6” W x 16’ D**	No	No	Yes
Dressing Room #7	**8’6” W x 16’ D**	No	No	Yes

*Dressing Room #3 adjoins with Dressing Room #4. Restrooms in Dressing Room #4 contain 2 urinals and one stall. Dressing Room #3 has three stalls.

***Second floor dressing rooms are accessible via stairs.**

FIRST FLOOR DRESSING ROOM FLOOR PLAN

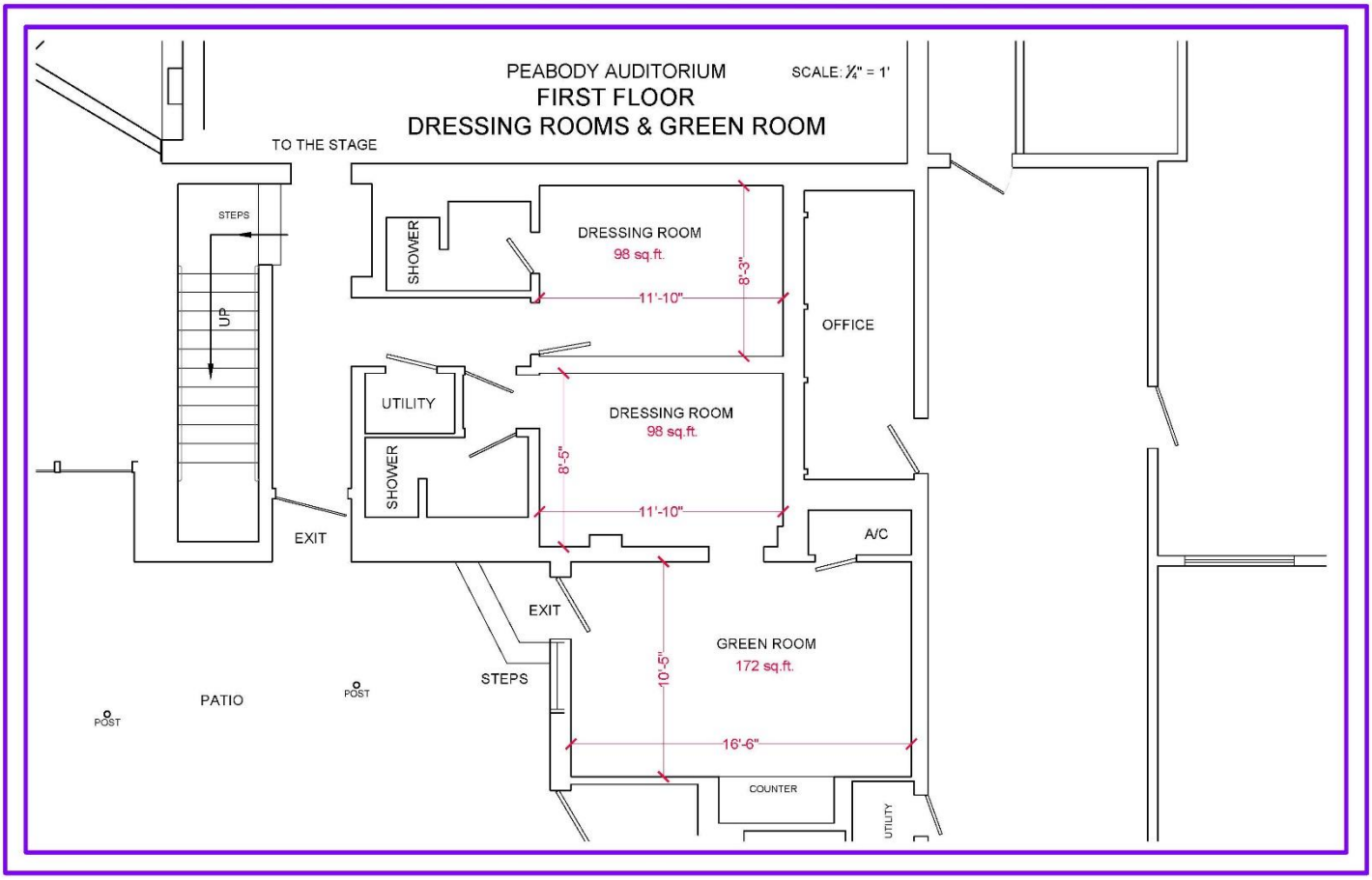

[Download Peabody Auditorium First Floor Dressing Room Floor Plan]

SECOND FLOOR DRESSING ROOM FLOOR PLAN

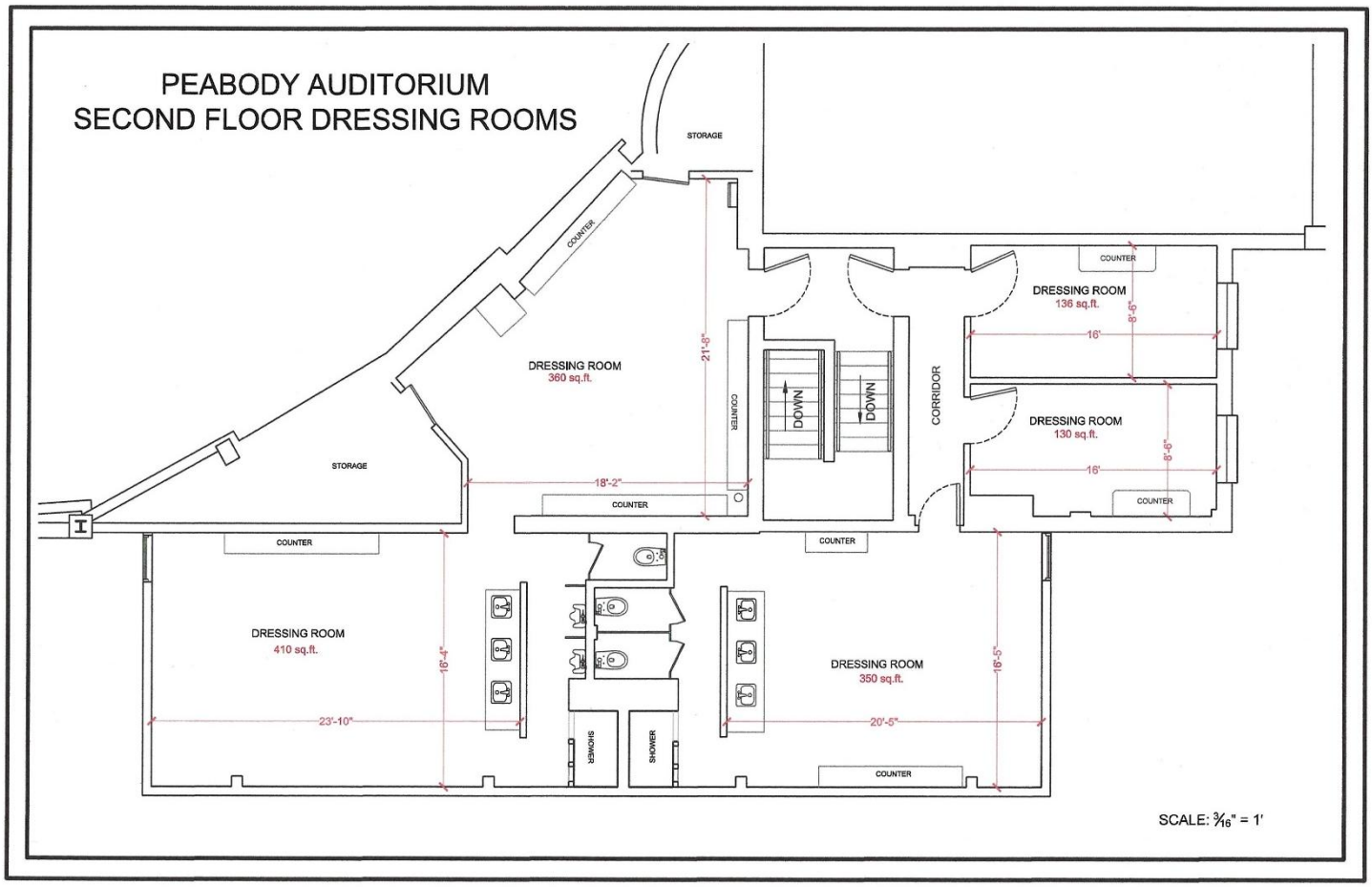

[Download Peabody Auditorium Second Floor Dressing Room Floor Plan]

DOWNSTAIRS DRESSING ROOM PHOTOS

UPSTAIRS DRESSING ROOM PHOTOS

ATLANTIC ROOM FLOOR PLAN

The Atlantic room is a multipurpose space with a floating wooden dance floor, frequently used for rehearsals and warmups. Kitchen and laundry facilities are adjacent to the Atlantic room.

Size: 1366 square feet
Capacity: 64
Internet Access: Yes

*Not available to rent separately.

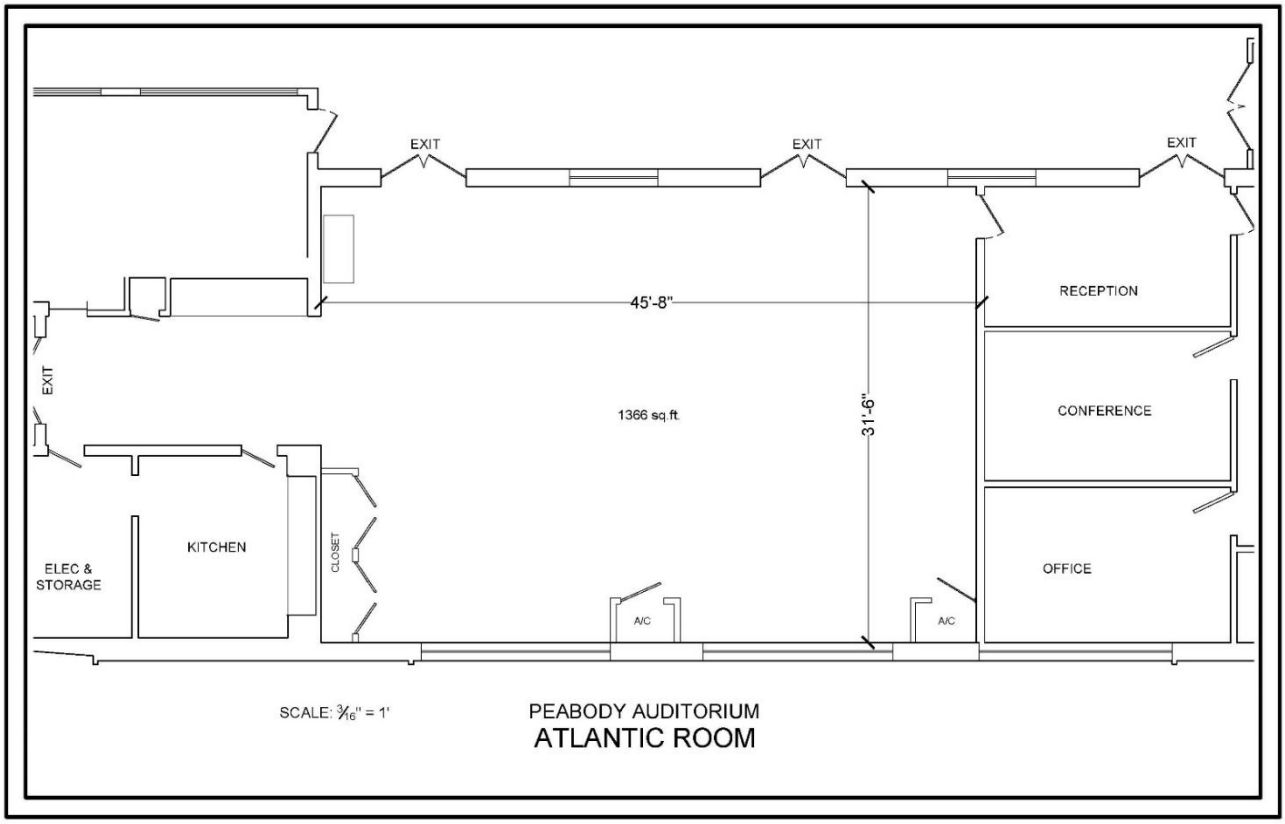

[Download Peabody Auditorium Atlantic Room Floor Plan]

ATLANTIC ROOM PHOTOS

PEABODY ROSE ROOM

The Peabody Auditorium Rose Room is a unique space that can be used for meetings, banquets, receptions, and exhibits as an additional space for your event.

Size: 1,805 square feet
Capacity: 87
Internet Access: Yes

*Not available to rent separately. yay

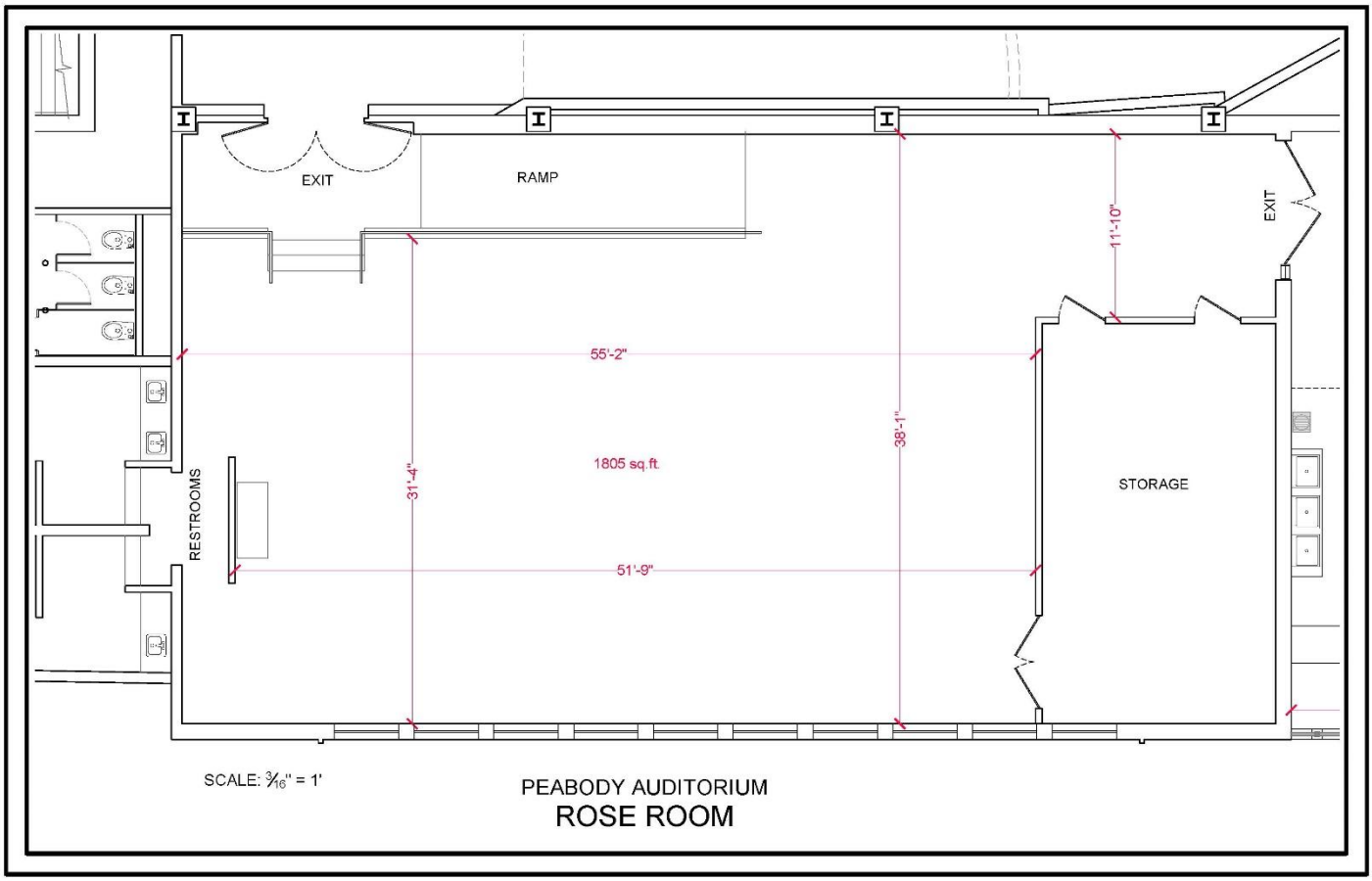

[Download Peabody Auditorium Rose Room Floor Plan]

PEABODY ROSE ROOM PHOTOS

LOBBY FLOOR PLAN

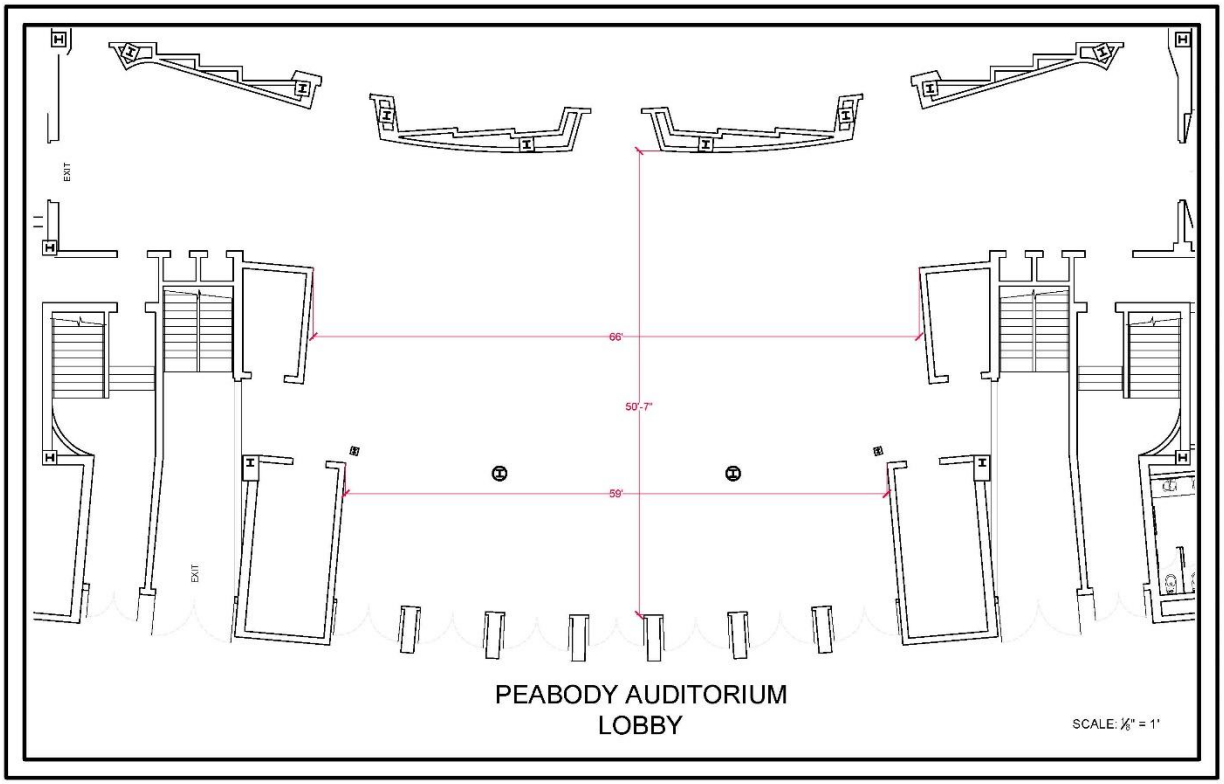

[Download Peabody Auditorium Lobby Floor Plan]



LOBBY PHOTOS





GENERAL MEASUREMENTS & INFORMATION

STAGE SPECIFICATIONS	MEASUREMENT
Proscenium Height	Height 22’0”
Proscenium Width	Width 47’0”
Stagehouse	Width 82’0” Depth 35’0” from upstage wall to proscenium Apron 3’3”
Centerline to SL locking rail	38’
Centerline to SR wall	40’
Grid Height	51’ high trim out 44’0”
Individual Arbor Weight	1800 lbs
Spare Counterweight – With Lights & Drapes	4640 lbs
Spare Counterweight- Fully Stripped	8480 lbs
Snake Route from Stage to Under Balcony Mix Position	250’
Distant from Follow Spot Booth to the Downstage edge of stage	135’
PIT	**MEASUREMENT**
Orchestra Pit Cover	Manual 9’ x 47’
Depth of Pit at House Level	4’5”
Lowest Depth of Pit from Stage	5’2”
Internal Width of Pit	32’6”
Distance of Pit from Stage to Arch of Pit Wall	8’6”
LOADING DOCK	**MEASUREMENT**
Southeast Corner Covered	12'x 15' dock at 14" above street level
Loading Dock Rollup Door	9'x 14'
6 BUS power connections 50 AMPS each 125 / 250 VOLT AC with NEMA 14-50 plug	50’ extension available upon request

*** Stage Counterweight System:**

- Single purchase 8: O.C. Tee track, 8’ arbors
- Operates from stage left at deck level, 2 bridges
- 35 total line sets

LOADING DOCK PHOTOS

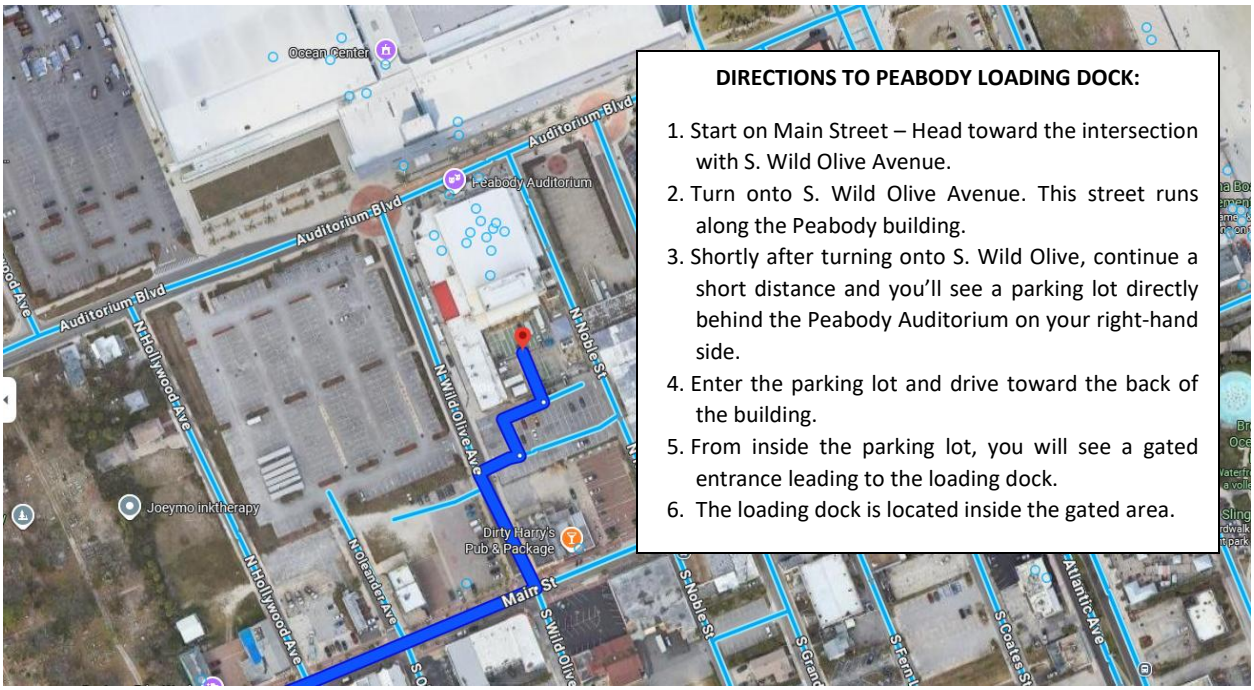

DIRECTIONS TO PEABODY LOADING DOCK:

1. Start on Main Street – Head toward the intersection with S. Wild Olive Avenue.
2. Turn onto S. Wild Olive Avenue. This street runs along the Peabody building.
3. Shortly after turning onto S. Wild Olive, continue a short distance and you'll see a parking lot directly behind the Peabody Auditorium on your right-hand side.
4. Enter the parking lot and drive toward the back of the building.
5. From inside the parking lot, you will see a gated entrance leading to the loading dock.
6. The loading dock is located inside the gated area.

LIGHTING SYSTEM & INVENTORY

QUANTITY	DESCRIPTION
	FOH COVE FIXTURES
10	ETC source four led series 2 lustr (EDISON)
10	ETC source four 19° ellipsoidals with 750 watt lamp (STAGE PIN)
8	ETC source four 15° to 30° zoom with 750 watt lamp (STAGE PIN)
3	Chauvet Rogue R2X Wash
	STAGE FIXTURES
24	PAR 64 wide len 1000 watt lamp (STAGE PIN)
24	Elation six PAR 300
21	ETC source four 26° ellipsoidals with 750 watt lamp (STAGE PIN)
12	ETC source Four 36° ellipsoidals with 750 watt lamp (STAGE PIN)
6	3 CELL Cyc lights with 1000 watt lamp (STAGE PIN)
4	MARTIN mac quantum profile (EDISON) *available for additional cost
	Note: Stage pin connector 3 pin 20amp (hot, neutral, and ground)
	ACCESSORIES
12	SIZE B PATTERN HOLDERS
1	SOURCE FOUR IRIS KIT
4	50° LENSES SOURCE FOUR ELLIPSOIDALS
	FOLLOW SPOT
2	Lycian 1290 XLT Followspot - 2k Xenon
	DATA
	DMX 512 5 pin SL Universe 1 Universe 2
	SR Universe 1 Universe 2 to BOOTH
2	Dmx 5 pin lines from FOH COVE to SR
1	Portable foh snake from stage to under balcony mix position with (1) 5pin dmx line and (1) 3pin com lines
	Note: All house fixtures are on Universe 1
	NETWORK PORTS
	SL 1 RJ45 network port to booth
	SR 2 RJ45 network ports to booth
	Etc response 4 port gateway stage right dimmer room (1) DMX IN and (3) DMX OUT

LIGHTING SYSTEM & INVENTORY

QUANTITY	DESCRIPTION
	CONSOLE
	Etc ion xe 2048 addresses permanently at front balcony
	Etc fader wing 20 sliders submasters or cue stacks
1	HP laptop with 2 ETC gadgets and product key to enable use as a primary or backup console
2	EOS touchscreen monitors
1	Micro PC at stage manager's rack for lighting control downstage left
	CIRCUIT LOCATION
28	stage pin dimmers in foh cove
6	edison non dim circuits in foh cove
8	stage pin dimmers house left box boom
8	stage pin dimmers house right box boom
40	stage pin dimmers first electric
24	stage pin dimmers second electric
24	stage pin dimmers third electric
9	stage pin dimmers fourth electric
	DIMMER RACKS
	COLORTRAN i96 dimmer rack
	SR COLORTRAN i24 dimmer rack(14 dimmers for orchestra shell)
	POWER
2	COMPANY DROPS 400 AMPS 3 PHASE each 120 / 208 VOLT AC with cam lock connectors
	SR Power distro with 15 20amp circuit
6	BUS power connections 50 AMPS each 125 / 250 VOLT AC with NEMA 14-50 plug located by loading dock
3	20 Amp 120 VOLT AC circuits at under balcony mix position

HOUSE LIGHTING PLOT

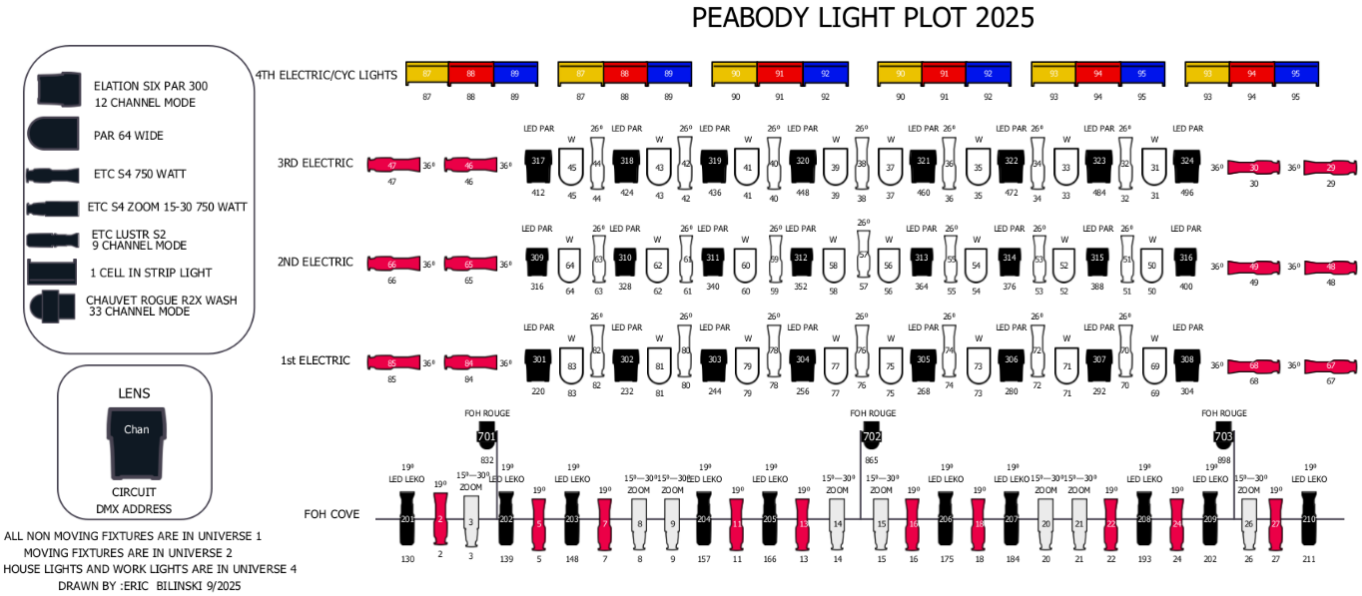

[Download Peabody Auditorium House Lighting Plot]

SOUND SYSTEM & AUDIO INVENTORY

QUANTITY	DESCRIPTION
	PEABODY STANDARD HOUSE SYSTEM
5	**EV XLD281 3 Way Line Array Element (mono overhead center cluster)**
2	**EV XS212 Subs (overhead center cluster)**
4	**JBL SRX906LA front fills**
2	**EV XSUBS Floor Subs**
5	**EV P3000RL PA Power Amplifiers**
2	**Crown MA-1200 Power Amplifiers**
	PEABODY JBL SOUND SYSTEM SPECS *available for additional fee*
	New JBL VTX A8 Sound System and Yamaha Consoles installed May of 2020 Dante Network and analog snake options both available.
	MAIN PA
24	**JBL VTX A8 Dual 8" Line Array with 110* Horizontal Coverage (12 Boxes Per Side)**
8	**JBL VTX B18 18" Subwoofers (4 Boxes Per Side)**
2	**2 Crown VRacks (6x iTech 4x3500 Amps)**
	dbx Driverack360 System controller
	https://jblpro.com/en-US/products/vtx-a8
	MONITORS
6	**JBL VTX F12 Bi-amped Monitors**
6	**JBL VTX F15 Bi-amped Monitors**
2	**2 Crown VRacks (6x iTech 4x3500 Amps)**
	FOH CONSOLE
	Yamaha CL5-32 + 2 master faders, 72 mono channel mixing plus 8 stereo channels
	MONTIOR CONSOLE
	Yamaha QL5 64-channel QL Series Digital Mixer

SOUND SYSTEM & AUDIO INVENTORY

QUANTITY	DESCRIPTION
	AD/ DA I/ O RACKS/ DANTE NETWORK
2	Yamaha Rio3224d2 32x16 Dante Stage Boxes
4	Yamaha SWP Dante Switches
2	Wireless Access Points
	INFRASTRUCTURE
1	Whirlwind 48x10 Splitter Snake. 250’ Trunk for FOH and 25’ Trunk for Monitors
2	CM 1 ton Motors
1	Power Distribution, cabling for main PA only
2	Furman M-8Dx 15A 8+1 Power Conditioner
1	Furman AC-215A 2-Outlet Power Conditioner
	DIRECT BOXES
4	Radial ProDI Direct Box
4	Radial ProD2 2 channel Direct Box
2	Radial J48 active Direct Box
2	Radial ProAV2 AV Direct Box
2	Electro-Harmonix Hum Debugger Guitar Hum Eliminator Pedal
2	ISP Decimator IIShure PA805SWB Guitar Noise Reduction Pedal
4	Whirlwind ISOXL XLR Line Level Isolation Transformer
2	Whirlwind IMP Pad IMP20 20dB XLR Attenuator
	SOUND POWER
1	400 amp three-phase for sound
3	20 amp circuits at under balcony mix position

The Peabody possesses a full complement of stage boxes, cables, and stands.

MICROPHONE INVENTORY

QUANTITY	DESCRIPTION
6	Shure SM 58
8	Shure SM 57
8	Shure SM 81
4	Shure Beta 58A
4	Shure Beta 57A
1	Shure Beta 91A
1	Shure Beta 52A
5	Shure Beta 98AD/C
2	Shure KSM137
2	Shure KSM141
4	Shure KSM32/CG
1	Shure KSM9HS
2	Sennheiser e906 Supercardoid Guitar Microphone
4	Sennheiser MD421-II Cardoid Dynamic Microphone
2	AKG C480B Combo Reference Modular Condenser Microphone
4	AKG GN 155 Gooseneck Stand with CK31 Capsules for Choir
	WIRELESS MICROPHONE SYSTEM
2	Shure ULXD1 Quad Receiver
1	Shure PA805SWB Passive Directional Antenna
4	Shure ULXD2/B58=-G50 Digital Beta 58A Wireless Mic-G50 470-534MHz
4	Shure ULXD2/SM58=-G50 Digital SM58 Wireless Mic-G50 470-534MHz
2	Shure ULXD1 Bodypack Transmitter
2	Shure WA302 1/4 Instrument to TA4F Cable
2	Countryman WCE6T Over-Ear Microphone

PRODUCTION COMMUNICATION

Clearcom Intercom System

QUANTITY	LOCATION
1	Under Balcony Mix Position
1	DSL
2	Spot Light Booth
1	Mix Position Front Balcony
QUANTITY	**INVENTORY**
1	Clearcom FreeSpeak II Base Station
1	Clearcom MS-702 Main Station
7	Clearcom Encore RS701 Belt Pack
4	Clearcom RS702 Belt Pack
4	Clearcom FreeSpeak II Wireless Belt Pack
4	Clearcom CC110 Headsets
8	Eartec Max 4G Headsets
6	Telex PH88 Headsets

ANNOUNCEMENTS & SHOW FEED

Announcements and show feed come from down stage left (stage managers' area) to lobby, rose room, dressing rooms and Atlantic Room.

AUDITORIUM LINESET SCHEDULE

PEABODY AUDITORIUM LINESET SCHEDULE 2025		
LINE SET #	HOUSE DESCRIPTION	DISTANCE FROM PROSCENIUM
0	FIRE CURTAIN (CAN NOT BE BLOCKED)	0'6"
1	MAIN CURTAIN(RED)	1'1"
2	1ST ELECTRIC (PERMANENTLY WIRED) BLOCKED BY PA	2'2"
3	EMPTY (BLOCKED BY PA)	3'6"
4	HOUSE MOVING LIGHTS (BLOCKED BY PA)	4'3"
5	BORDER 1	5'4"
6	LEGS 1	7'1"
7	EMPTY	9'0"
8	EMPTY	9'10"
9	EMPTY	10'4"
10	BORDER 2	11'2"
11	2ND ELECTRIC	12'1"
12	EMPTY	13'
13	LEGS 2	14'3"
14	EMPTY	15'2"
15	EMPTY	16'3"
16	EMPTY	16'11"
17	EMPTY	17'4"
18	EMPTY	17'9"
19	EMPTY	18'5"
20	BORDER 3	19'1"
21	LEGS 3	19'11"
22	3RD ELECTRIC	20'10"
23	EMPTY	21'5"
24	EMPTY	22'9"
25	EMPTY	23'11"
26	BORDER 4	24'11"
27	LEGS 4	25'10"
28	4TH ELECTRIC / CYC LIGHTS	26'7"
29	EMPTY	27'5"
30	EMPTY	29'1"
31	EMPTY	29'8"
32	FULL STAGE BLACK CURTAIN	30'4"
33	EMPTY	31'7"
34	STORAGE	32'4"
35	STORAGE	33'1"

Download Peabody Auditorium Lineset Schedule

AUDITORIUM LINESET SCHEDULE

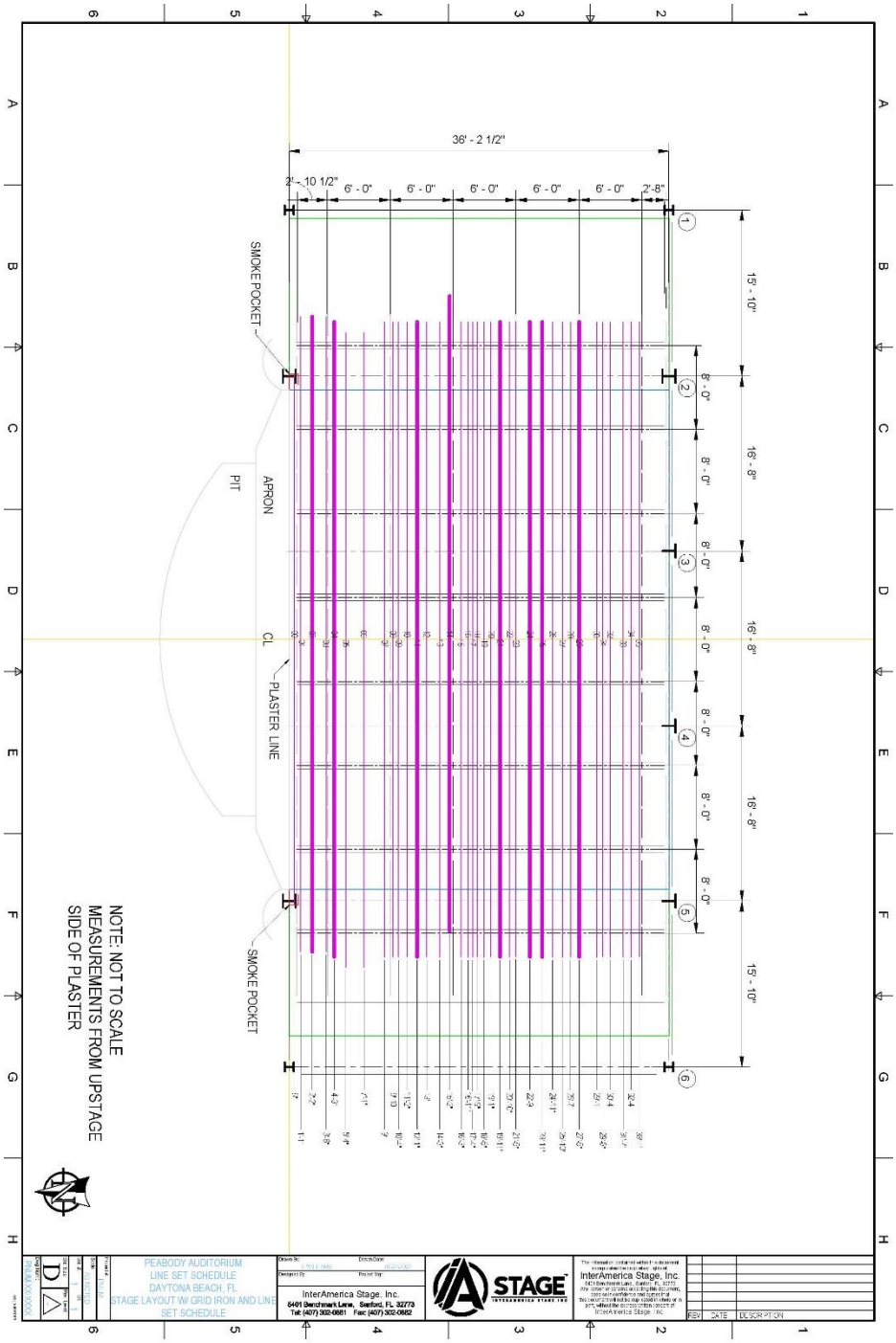

[Download Peabody Lineset Schedule & Drawing]

MISC HOUSE INVENTORY

ORCHESTRA INVENTORY	
95	**Stacking Padded Chairs**
100	**Wenger Music Stands**
100	**Stand Lights**
3	**30” Padded Stools**
1	**4’ x 4’ Conductor Podium**

STAGE DRAPES	
4 legs - black velour	28’h x 10’w
4 borders - black velour	10’h x 60’w
2 full stage travelers - black velour	28’ high
1 main curtain traveler – maroon velour	30’ x 24’
1 valence – maroon velour	8’h x 50’w
1 fire curtain	n/a
1 Cyc Natural Muslin	24’h x 60’w

PORTABLE STAGE DECKS	
10	**4x8 Stage Decks with Adjustable Legs from 16” to 24”**
3	**Step Units (With Hand Rails If Required)**
6	**16” x 16’ Deck Skirts**
6	**24” x 16’ Deck Skirts**
4	**4’x8’ risers 8 inches high**

PIPE AND DRAPE INVENTORY		
QUANTITY	**DESCRIPTION**	**MEASUREMENT**
20	Uprights	8’ & 10’ tall
15	Cross Braces	Adjustable from 6’-10’
24	Metal Bases	n/a
40	Black Drapes	80’ (8’h x 5’w individual)
7	White Drapes	35’ (10’h x 5’w individual)
14	Tan Drapes	70’ (10’h x 5’w individual)

PROJECTOR

For projector information, contact Eric Bilinksi at ericb@g2av.com.

RIGGING POINTS & INFORMATION



[Download Peabody Auditorium Gridiron Load Diagram]

NOTE: There are no rigging points down stage of the proscenium arch

VENUE SPECIFIC ADVERTISING INFORMATION

Here is some useful information when arranging your marketing buys and developing any creative materials:

* The Marketing Coordinator can localize any ad mats provided.

* The Venue logo can be provided by the Marketing Coordinator. If no logo is used, the word mark is: **Peabody Auditorium**

VENUE LOCATION

Peabody Auditorium
600 Auditorium Boulevard
Daytona Beach, FL 32118

TICKET PURCHASE INFORMATION

Patrons can purchase tickets online at www.peabodyauditorium.org & www.AXS.com.
In person at the box office at 600 Auditorium Boulevard, Daytona Beach, FL 32118

Box Office Hours:
The Peabody Auditorium box office is open from 10am-5pm, Monday through Friday with extended hours on weekday event days and usually two hours before the event on weekend events.

The Peabody Auditorium is an AXS venue.